

Kendriya Vidyalaya No.2 Uppal, SOI




CBSE AISSE Results (2022-2023)

❖ Class X Result:-

No. Appeared	No. Passed	No. of students failed/ in compartment	Pass %	P.I	Regional PI
79	79	0	100 %	53.67	53.17

- JATAVATH MANJULA and V SRI VAISHNAVI SIVANI Scored 100/100 in Artificial Intelligence
- ARUMILLI SAI VENKATA RITHVIK secured 26th position in the region,
- SIRIPURAM GAURI SHARANYA secured 33rd position in the region.
- 44 out of 79 students scored more than 60% marks.

❖ List of toppers

S.No	Name of the student	Marks out of 500	Percentage	Photo
1	ARUMILLI SAI VENKATA RITHVIK	462	92.4	 A.S.V. RITHVIK 23-10-2021
2	SIRIPURAM GAURI SHARANYA	455	91	 SIRIPURAM GAURI SHARANYA 12-12-2021
3	HARSHVARDHAN	454	90.8	 HARSH VARDHAN 08-12-2021

Performance index and pass% Subject wise of Class X:-

Subject	A1	A2	B1	B2	C1	C2	D1	D2	TOTAL	PASS %	P.I	Regional P I
English Lang & Lit.	6	9	12	16	16	10	8	2	79	100	59.34	54.9
Hindi Course-A	3	1	8	4	10	8	15	2	51	100	47.79	54.61
Sanskrit	4	6	5	3	4	2	2	2	28	100	65.63	59.52
Maths Standard	3	8	5	3	2	2	3	0	26	100	69.71	56.18
Maths Basic	3	6	4	13	5	12	3	7	53	100	52.83	51.76
Science	5	7	6	14	15	12	20	0	79	100	52.37	50.23
Social Science	2	4	7	9	14	19	11	13	79	100	44.15	48.5
AI	2	9	5	5	14	9	22	13	79	100	43.35	49.45
German	0	0	3	1	4	3	1	0	12	100	52.08	52.08
SCHOOL	26	41	47	62	66	65	62	26	395	100	53.67	53.17

Kendriya Vidyalaya No.2 Uppal, SOI




CBSE AISSCE Results (2022-2023)

❖ Class XII Result:-

Total Appeared	Total Passed	No.of students failed/compartments	Pass %	School PI	Regional PI
37	37	0	100 %	56.08	56.57

➤ 31 out of 37 students secured 60% & above marks.

List of toppers

S.No	Name of the student	Marks out of 500	Percentage	Photo
1	AMAR N G	430	86%	 N.G. AMAR 28-09-2021
2	KALAPATAPU SAI ROHITH	421	84.2 %	 K. SAI ROHITH 27-09-2021
3	VIGNESH ATHULITH SUREPALLI	418	83.6	 S.VIGNESH ATHULITH 29-09-2021

Performance index and pass% Subject wise of Class XII:-

Subject	A1	A2	B1	B2	C1	C2	D1	D2	E	TOTAL	Pass %	P.I	Regional P I
English Core	4	4	11	4	5	4	4	1	0	37	100	63.18	57.11
Hindi Core	0	3	2	1	1	1	0	0	0	8	100	70.31	56.39
Physics	0	3	4	7	5	4	6	8	0	37	100	44.59	56.90
Chemistry	1	7	5	8	7	4	2	3	0	37	100	58.78	59.77
Biology	0	3	2	3	2	2	3	0	0	15	100	56.67	58.70
Comp.Sci	1	2	4	4	2	6	3	0	0	22	100	55.68	53.16
Mathematics	1	2	5	4	7	5	3	0	2	29	93.1	52.16	49.39
Physical Education	0	3	9	2	7	9	3	1	0	34	100	54.04	58.08
GERMAN	0	0	1	0	2	0	0	0	0	3	100	58.33	58.33
SCHOOL PI	7	24	33	31	30	26	21	13	2	185	100	56.08	56.57